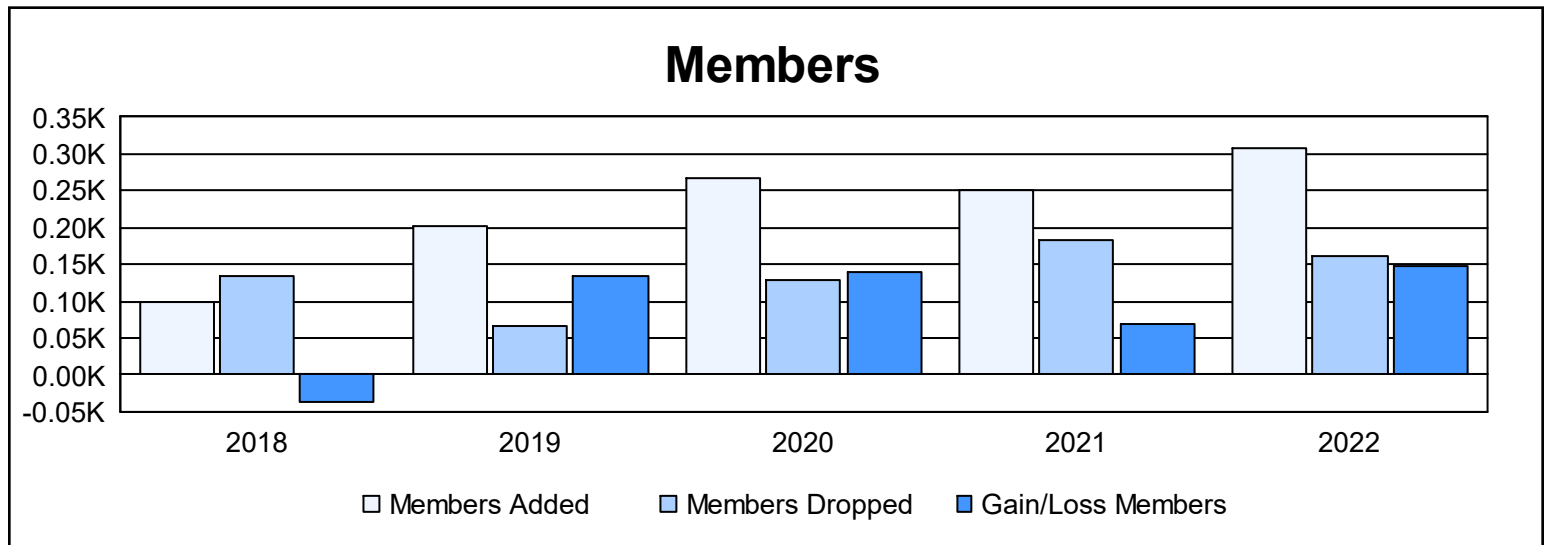
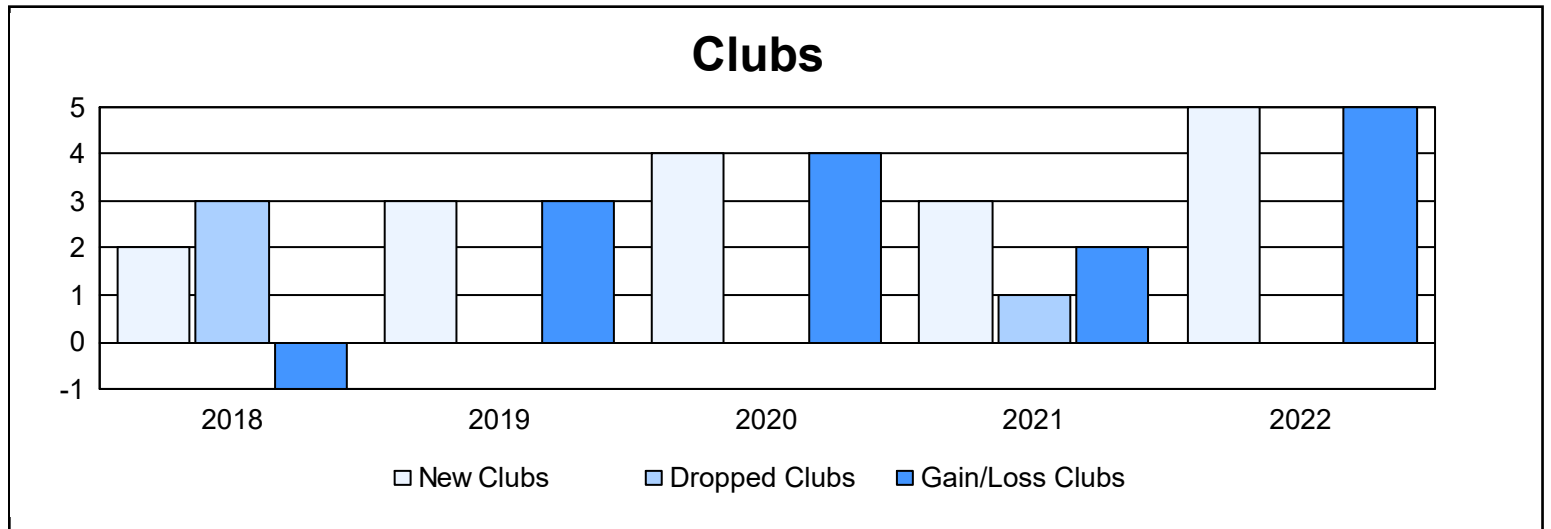
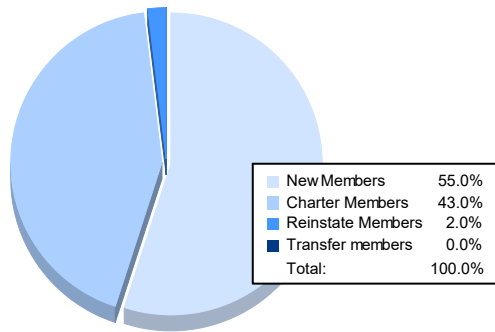


Year	New Clubs	Dropped Clubs	Gain/ Loss Clubs	New Members	Charter Members	Reinstate Members	Transfer Members	Total Member Added	Total Members Dropped	Gain/ Loss Members
2017-2018	2	3	-1	48	46	4	0	98	134	-36
2018-2019	3	0	3	79	100	19	3	201	66	135
2019-2020	4	0	4	113	119	29	7	268	129	139
2020-2021	3	1	2	166	82	3	0	251	183	68
2021-2022	5	0	5	169	132	6	0	307	160	147
<b>Average</b>	<b>3</b>	<b>1</b>	<b>3</b>	<b>115</b>	<b>96</b>	<b>12</b>	<b>2</b>	<b>225</b>	<b>134</b>	<b>91</b>



### Membership Composition June 2022 Cumulative



### Gender Composition June 2022 Cumulative

